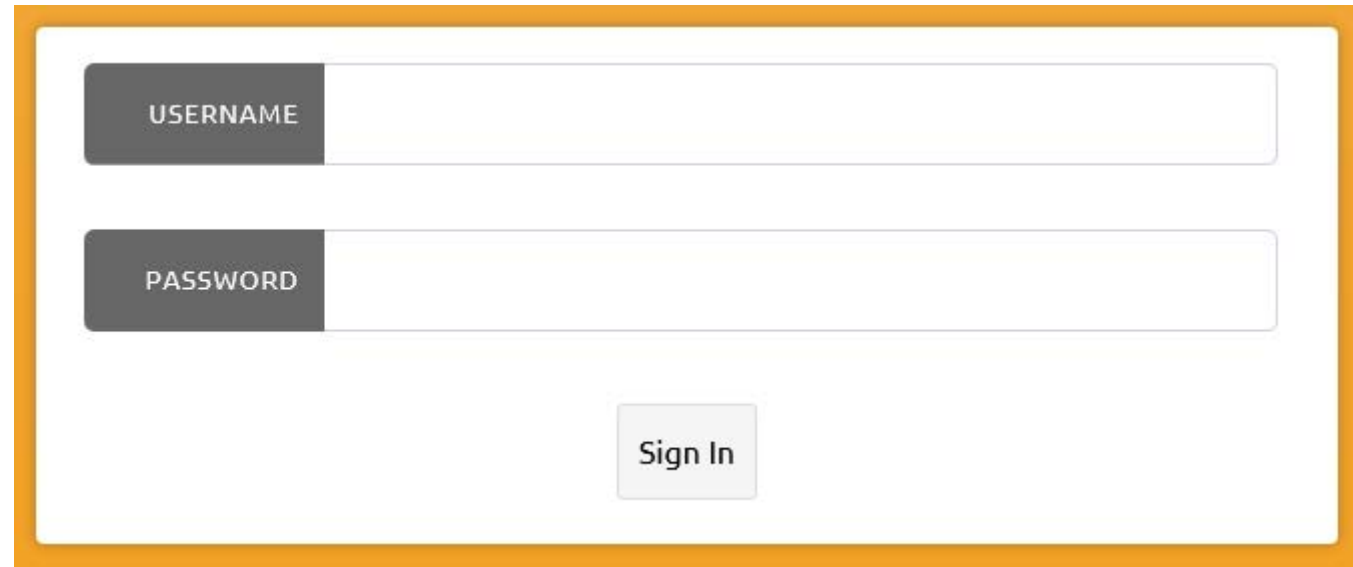


Eduphoria

iPad Account

Log into your Eduphoria account

<https://eduphoria.bisd.us>



A login form with two input fields and a sign-in button. The form is enclosed in a thick orange border. The first input field is labeled 'USERNAME' and the second is labeled 'PASSWORD'. Both labels are in a dark grey box on the left side of the input field. Below the input fields is a 'Sign In' button.

USERNAME	<input type="text"/>
PASSWORD	<input type="password"/>
<input type="button" value="Sign In"/>	

At the home page, click **My Profile**

The screenshot shows a dashboard with the following elements:

- 58 SchoolObjects: Aware - Monitor List to Approve
- Sign up for the Eduphoria newsletter!
- Appraise**: Staff appraisals and walkthroughs.
- Aware**: View student test data and perform district benchmarks
- Facilities&Events**: Manage inventory, reservations, and public calendars
- Formspace**: Create and submit online forms.
- Helpdesk**: Request support and manage all of your requests.
- PDAS**: Texas Professional Development and Appraisal System.
- Workshop**: Professional development course registration and portfolio.
- Management**: Manage global settings for Eduphoria.

At the bottom, there are three buttons: **Log Off**, **My Profile** (highlighted with a red box), and **Impersonate**.

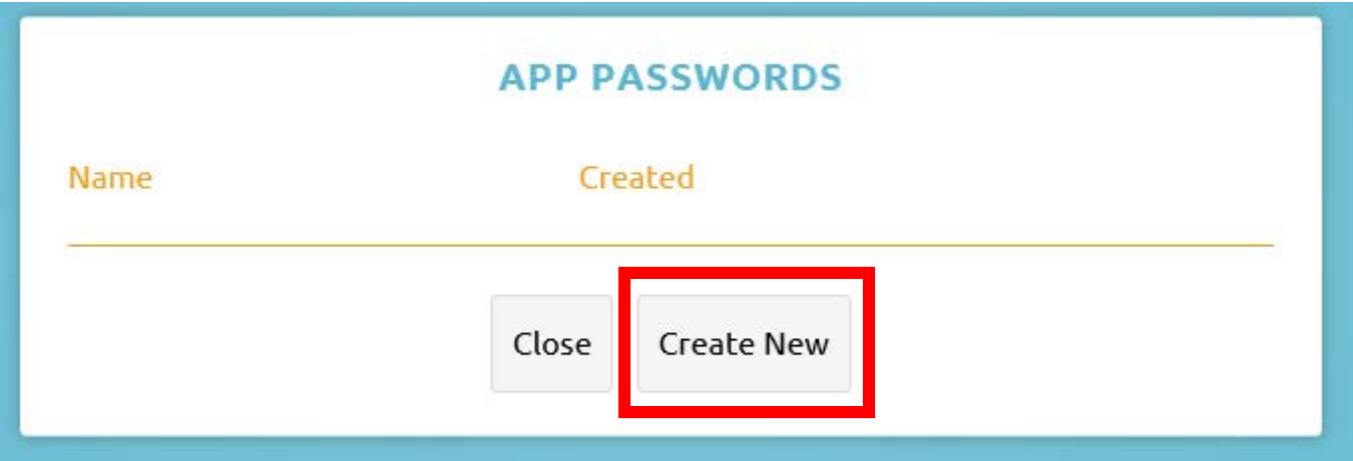
Click **App Passwords**

Please verify that the information below is correct.

FIRST NAME	Reynaldo
LAST NAME	Villanueva
EMAIL	rvillanueva@bisd.us
CAMPUS	<input type="checkbox"/> Administration <input type="checkbox"/> Adult Continuing Education <input type="checkbox"/> Advanced Academic Services <input type="checkbox"/> Aiken Elementary

App Passwords Next

Create an App Password, click **Create New**



Name the Permission account

(for example: johns-ipad, smith-eduphoria, johndoe)

click **Create**

Fill in a name for your app password and click Create.

NAME | Example: iPhone PDAS

Close Create

iPad App configuration setting


Transfer this info over to app Connection Settings

You can use the following to log into your SchoolObjects mobile and desktop apps.

SERVER	https://brownsville.schoolobjects.com
USERNAME	rvillanueva@bisd.us
PASSWORD	qmtn kaid webo zxgc

Close

Pay Attention to Password
The password may have spaces!



iPad 9:12 AM 92%

Connection Settings Done

SchoolObjects Server

Server URL

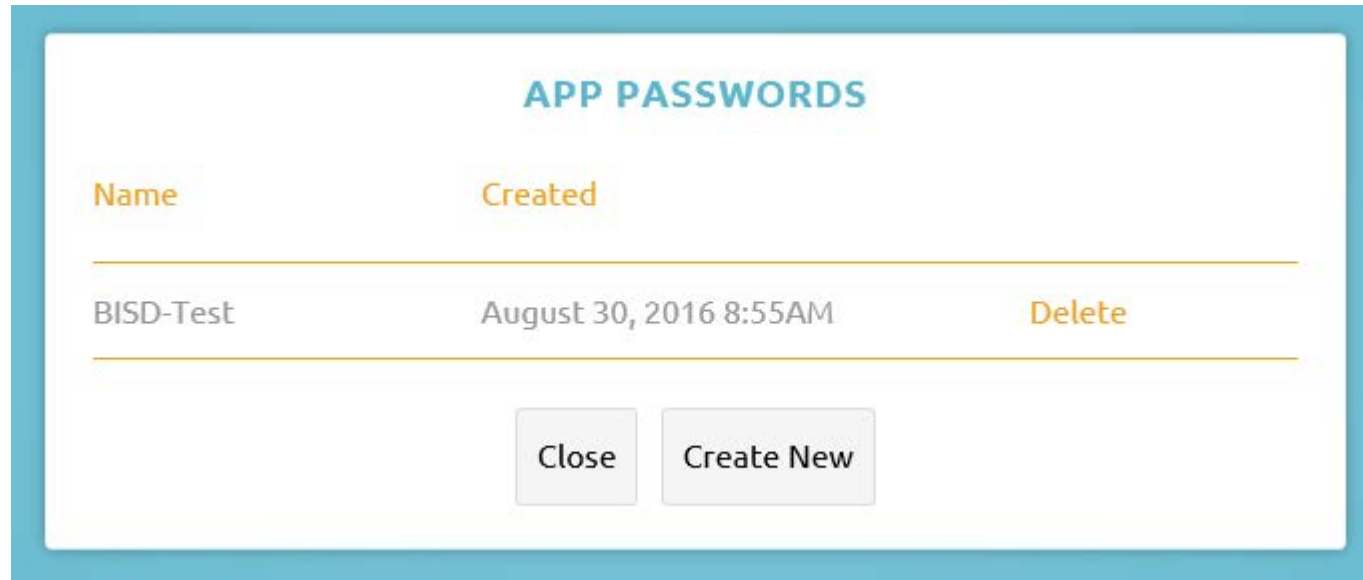
Use SSL

Login Information

Username

Password

iPad App Password, Created !



If you did not transfer your setting over to Eduphoria App.

You will need to **Delete** the App Password and Start Over **“Create New”**